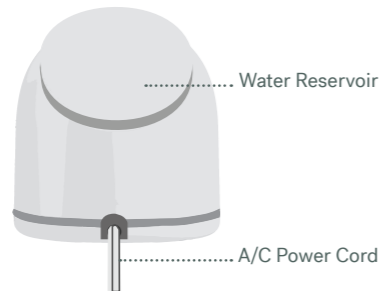




INTRODUCING Hydrasteamer



BACK VIEW:



ALSO INCLUDED:



Figure 1



Figure 2



Figure 3



Figure 4

USAGE GUIDE

IMPORTANT: Before using Hydrasteamer you must fill its water reservoir.

FILLING INSTRUCTIONS:

Step 1: Place the device on a flat and sturdy surface, and locate the water reservoir on the back of the unit. (fig. 1)

Step 2: Lift the tank off the back of the unit. (fig. 2)

Step 3: Undo the screw top of the water reservoir and fill it with room temperature distilled or purified water. (fig. 3)

Step 4: Once filled, replace the screw top and put the water reservoir back into the unit by sliding it down into place. (fig. 4) Do not overfill the device, as this may cause hot water droplets to spill and may cause scalding or burns.

OPERATION INSTRUCTIONS:

After filling the the water reservoir, plug the device into a 120 volt AC household outlet. Before beginning, cleanse your face, following your daily care routine. Pat skin dry and turn on the device. If you have a skin condition, sensitivity to heat, or other health issues or questions, including those relating to the use of this device while undergoing any treatments or taking any medications, please consult with a physician before use. This product should be used with extreme caution by people who are insensitive to heat, otherwise, it may result in burns or scalds.

USAGE GUIDE

This product should not be used in the following cases: tuberculosis, diabetes, benign and malignant tumors, inflammations of the skin, phlebitis and thrombosis, open and fresh wounds, bruises, broken skin or varicose veins.

Steam will begin to release after approximately 20 seconds of powering ON this product. When steam starts to come out, you may use the device.

Close your eyes and relax as the steam begins its deep cleansing action.

To ensure the steam covers the entire face, keep the device nozzle approx. 8 inches away from the face. When the amount of water is depleted, the steam will weaken; when the water in the reservoir is low, the steam will seize.



KEEP a minimum 8 inches of safe distance between your face and your device nozzle.

USAGE GUIDE

If you still want to continue steam facial, turn device off, wait for the device to fully cool down (at least 10 minutes) then refill. Once you are done using the device, shut off and unplug the device and allow device to fully cool before storing.

Remove your face occasionally and blot with a cool, damp towel. Steam for a minimum of 5 minutes, but no longer than 10 minutes.

For best results, accelerate the moisturizing process by gently turning neck from side to side.

After steaming, rinse your face with cool water. Press the power button to turn OFF the device. Recommended: Follow steam treatment with pore extraction (Michael Todd Beauty Sonic Refresher) and normal skincare routine.

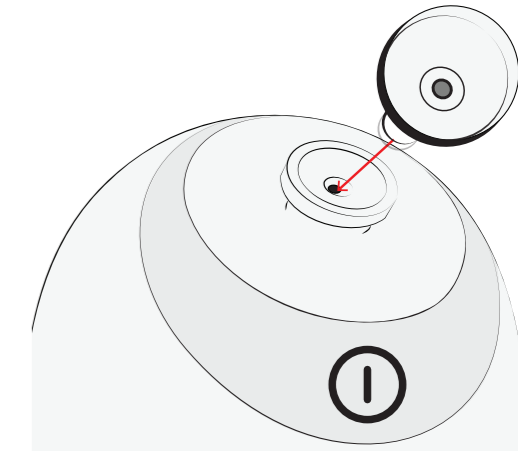


ALWAYS turn OFF your Hydrasteamer device after use.





USAGE GUIDE

OPTIONAL FEATURE - AROMATHERAPY:

Use the included optional Essential Oil Basket Nozzle to use for aromatherapy and alternative benefits. Place the basket over the nozzle only while the device is off and cool. Add a couple drops of essential oil suitable for use with facial steaming and turn the device ON. Caution: Test aromatherapy steam on an area like the forearm, prior to using on face.



Most common Essential Oils for Face Steaming:

-  Chamomille - soothing and anti-inflammatory.
-  Rosemary - good option for oily skin.
-  Lavender - relaxing, good option for dry skin.
-  Eucalyptus - aids with congestion and acne.
-  Orange - uplifting & energizing, for dull skin.
-  Rose - hydrates, minimizes the scars appearance.
-  Mint - cooling, stimulant and mood-elevating.

USAGE GUIDE

1. After use, let the device completely cool down before pouring out water. Hold the device while pouring water out.
2. Use only distilled water or purified water, otherwise it may result in equipment failure or even burns.
3. Do not touch the steam when operating device. Keep the face and hands away from the nozzle edge at least 8 inches.
4. For aromatherapy, essential oils may be used. Make sure all additives are safe for use with facial steaming and do not cause irritation to your skin type. Use a forearm test to confirm before using on face.
5. Do not lift, shake or move device during use or device has fully cooled down after use (approx. 10 minutes), as this may cause hot water to spill or unexpected steam to be released.
6. Lay this product in a flat place while using it, do not hold it in your hands.
7. Do not move the product during use or within 10 minutes after use, because there will still be steam release after the power is turned off.
8. Do not attempt to drain the device while in use, hot, or before the 10-minute cool-down period has ended.
9. Please handle the package of this product properly to avoid accidental suffocation of children, please store it to a place where the children can't reach.

CLEANING AND MAINTENANCE:

After each use, please be sure to empty the residual water in the tank, otherwise the device may produce odor.

1. Allow the product to cool for at least ten minutes
2. Unplug the power plug, drain the remaining water in the tank, wipe water on the surface of the product.
3. Wipe down the outside of the unit as needed. NEVER SUBMERGE YOUR DEVICE IN WATER OR LIQUIDS.

TIPS FOR SKIN CARE

1. Do not overuse, excessive use may over soften the pores.
2. Do not use more than 2 times a day, each time not more than 10 minutes, normal skin use 3-5 times a week at most, sensitive skin once a week.
3. If skin discomfort or irritation occurs during steam, stop using Hydrasteamer immediately.
4. You may use your favorite natural scrub before steaming, do not use anything containing acids.
5. After treatment, your skin will be soft and ready to extract your pores. If you wish to follow with extraction, pat face dry and immediately follow with pore extraction devices, SonicSkim or Sonic Refresher.
6. Once you have completed your steam treatment and optional extraction, you skin is ready to reap the benefits of your favorite skincare ingredients. This is the best time to use your favorite mask or moisturizer.
7. Finish with a relaxing facial massage. Use your fingers to gently massage your forehead, cheeks, and neck using upward strokes.

Some great options for after your facial steaming:



Facial Massage



SonicSkim device



Sonic Refresher device

WARNINGS & WARRANTY

READ ALL INSTRUCTIONS BEFORE USING

KEEP AWAY FROM WATER DANGER. Always unplug device after using. Do not use while bathing. Do not store or place device where it can fall into sink or tub. Do not place or drop into water. Do not reach for device if it falls into water. Unplug immediately.

WARNING. TO REDUCE RISK OF BURNS, ELECTROCUTION, FIRE OR INJURY:

1. Do not leave device unattended when plugged in.
2. Keep device out of reach of children. Close supervision is necessary when device is used by, on or near children or individuals with certain disabilities.
3. Use device only for its intended purpose as described in this guide.
4. Never operate device if the cord or plug is damaged, if not working properly or it has been dropped or damaged.
5. Keep cord away from heated surfaces. Do not wrap cord around the device.
6. Do not move or pick up the device while water is hot.
7. Never block air openings of device.
8. Never use while sleeping.
9. Never drop or insert any object into any opening.
10. Do not use outdoors, where oxygen is being administered or aerosol products are being used.
11. Do not use an extension cord with this device.
12. Unplug device before filling. Fill reservoir with distilled water only. Do not fill above the MAX fill line.
13. Use device only on a level surface.
14. The steam from the device is hot. Close your eyes while using and never hold the device close to your face in one position as this could cause scalding. Never add boiling or steaming water to the device.
15. Ensure your hands are dry when handling the plug or operating the controls.
16. To disconnect, turn all controls to the OFF position then remove plug from outlet.
17. This device is for household use only.

WARNINGS & WARRANTY

To ensure proper operation of this appliance, please read carefully all the safety precautions before use. The safety precaution is provided to help you with the correct and safe operation of the appliance so that you may avoid injuries to yourself and as well as damage to property. The safety Instructions define as follows.

1. Do not use this product near water, showers or baths.
2. This product should not be used by people who are insensitive to heat, otherwise, it may result in burns or scalds.
3. Immediately stop using it if you experience any pain or sensitivity.
4. The following people should not use Hydrasteamer:
 - a. Women who are pregnant or in a menstrual period, as it may cause skin problems due to hormone imbalance.
 - b. People who have allergies, skin diseases, dermatitis, skin allergies and severe sunburn.
 - c. People with skin problems, like eczema, rosacea or swelling.
 - d. People who are recovering after an operation.
5. Do not touch any metal parts of the power plug while connecting the power plug.
6. Please unplug the device after use otherwise it may lead to accidents or personal injury.
7. When not using this product, please turn off the power and unplug, otherwise it may lead to fire hazards.
8. Please use the rated voltage and ensure that the plug is fully inserted while using this product otherwise it may cause electric shock.
9. Do not pull or insert the plug with wet hands, as it may cause electric shock or short circuit.
10. Do not use or store the product in a bathroom or in a wet room, as this may result in electric shock or short circuit.
11. Do not allow children to use this product or lick the power cord connector otherwise it may cause burns or electric shock.
12. Do not use this product near flammable materials (e.g. alcohol, gasoline, nail polish remover).

WARNINGS & WARRANTY

BASIC SAFETY PRECAUTIONS.

When using electrical products, especially when children are present, basic safety precautions should always be taken. IF YOU THINK THE POWER IS OFF WHEN THE SWITCH IS OFF. YOU ARE WRONG. If the plug is in, the power is on. Unplug electrical appliances when you are not using them.

DANGERS.

To reduce the risk of electrocution: DO NOT get the product or Charging Cable wet or immerse in water. Keep this product away from open flame or flammable aerosol products. The Device is not suitable for use in the presence of a flammable anesthetic mixture with air or oxygen or nitrous oxide.

WARNINGS.

To reduce the risk of burns, electrocution, fire or injury to persons: Close supervision is necessary when this product is used by, on, or near children or physically challenged persons. Use this product only for its intended use as described in this User Guide. DO NOT use this product where oxygen is being administered. The product has no serviceable parts. Never attempt to open the Device Handle for any reason. DO NOT disassemble, heat above 600°C (1400°F) or incinerate.

IMPORTANT CAUTIONS.

This is not a Medical Device and is not intended to treat medical conditions. If you are under a doctor's care for any skin condition. if you think you may have a skin condition or if you have very sensitive skin, consult your physician before using this product. This product uses magnets which may affect internal medical devices such as pacemakers. Keep away from internal medical devices. This Device is electrical and contains small parts. Keep out of reach of children. THIS PRODUCT IS NOT DESIGNED OR INTENDED PRIMARILY FOR CHILDREN 12 YEARS OF AGE OR YOUNGER.

If you have any medical concerns about using Hydrasteamer, please consult your dermatologist before use.

If any of the components are damaged (Hydrjet Device, or A/C Power Cord) DO NOT use. DO NOT attempt to open or service components. Email Michael Todd Beauty customer services at customerservice@michaeltoddbeauty.com

REGISTRATION REQUIREMENT.

YOU MUST REGISTER YOUR PRODUCT WITHIN 90 DAYS OF PURCHASE IN ORDER TO OBTAIN THE WARRANTY. GO ONLINE TO WWW.WARRANTYMICHAELTODDBEAUTY.COM AND COMPLETE THE INFORMATION REQUIRED FOR REGISTRATION.

WARRANTY LIMITATIONS.

TO THE EXTENT PERMITTED BY LAW, THIS WARRANTY AND THE REMEDIES SET FORTH ARE EXCLUSIVE AND IN PLACE OF ALL OTHER WARRANTIES, REMEDIES AND CONDITIONS, WHETHER ORAL OR WRITTEN, STATUTORY, EXPRESS OR IMPLIED. MICHAEL TODD BEAUTY ("MICHAEL TODD") DISCLAIMS ALL STATUTORY AND IMPLIED WARRANTIES, INCLUDING WITHOUT LIMITATION WARRANTIES OF MERCHANTABILITY AND FITNESS FOR A PARTICULAR PURPOSE AND WARRANTIES AGAINST HIDDEN OR LATENT DEFECTS TO THE EXTENT PERMITTED BY LAW. IN ALL EVENTS, MICHAEL TODD LIMITS THE DURATION AND REMEDIES OF SUCH WARRANTIES TO THE DURATION OF THIS EXPRESS WARRANTY AND AT MICHAEL TODD'S OPTION THE REPAIR OR REPLACEMENT SERVICES DESCRIBED BELOW.

LIMITATION OF LIABILITY.

EXCEPT AS PROVIDED IN THIS WARRANTY AND TO THE MAXIMUM EXTENT PERMITTED BY LAW, MICHAEL TODD IS NOT RESPONSIBLE FOR DIRECT, SPECIAL, INCIDENTAL OR CONSEQUENTIAL DAMAGES RESULTING FROM ANY BREACH OF WARRANTY OR CONDITION, OR UNDER ANY OTHER LEGAL THEORY, INCLUDING BUT NOT LIMITED TO LOSS OF USE; LOSS OF REVENUE; LOSS OF BUSINESS; LOSS OF OPPORTUNITY; LOSS OF GOODWILL; LOSS OF REPUTATION; OR ANY INDIRECT OR CONSEQUENTIAL LOSS OR DAMAGE HOWSOEVER CAUSED INCLUDING THE REPLACEMENT OF EQUIPMENT AND PROPERTY. THE FOREGOING LIMITATION SHALL NOT APPLY TO DEATH OR PERSONAL INJURY CLAIMS, OR ANY STATUTORY LIABILITY FOR INTENTIONAL AND GROSS NEGLIGENT ACTS AND/OR OMISSIONS.

WHAT IS COVERED BY THIS WARRANTY.

MICHAEL TODD warrants this product against defects in materials and workmanship when used normally in accordance with MICHAEL TODD'S guidelines (including technical specifications, user manuals and service communications) for a period of THREE (3) YEARS from the date of original retail purchase ("Warranty Period"). This warranty applies only to a purchase of the Product in the United States or Canada from MICHAEL TODD or an authorized reseller, is valid for the original end user of the Product only and cannot be transferred under any circumstances.

NEED MORE INFO?

The entire operating manual including safety, care and warranty information is available at

www.hydrasteamermanual.com

Contact customer service at 772.446.0149 or

customerservice@michaeltoddbeauty.com

© 2024 MICHAEL TODD BEAUTY LP. All rights reserved.